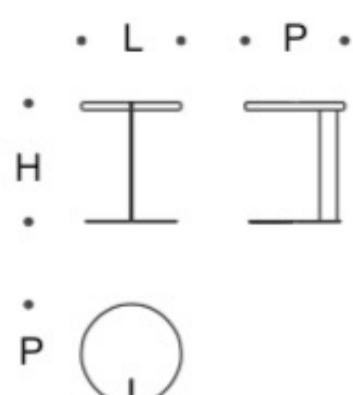


Descrizione / Description

Tavolino top sottile - tondo 40 / Low table slim top - round 40

L = 40 cm
P = 40 cm
H = 48 cm

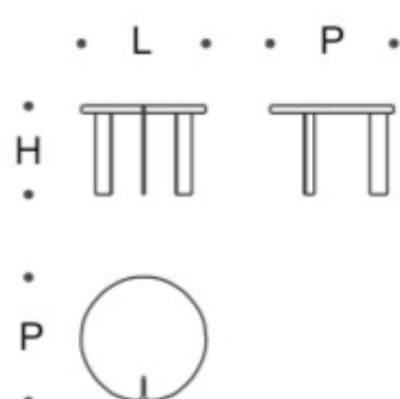


kg: 8

m³: 0,1

Tavolino top sottile - tondo 50 / Low table slim top - round 50

L = 50 cm
P = 50 cm
H = 36 cm

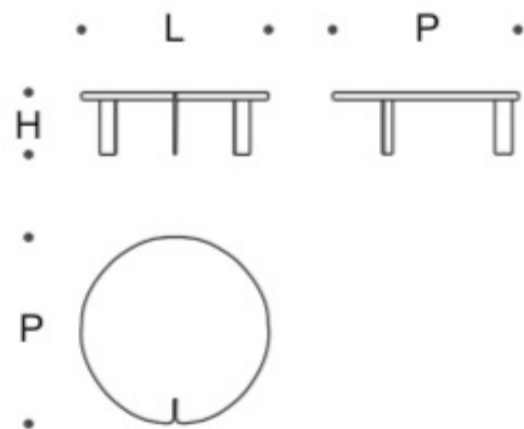


kg: 11

m³: 0,2

Tavolino top sottile - tondo 75 / Low table slim top - round 75

L = 75 cm
P = 75 cm
H = 25 cm

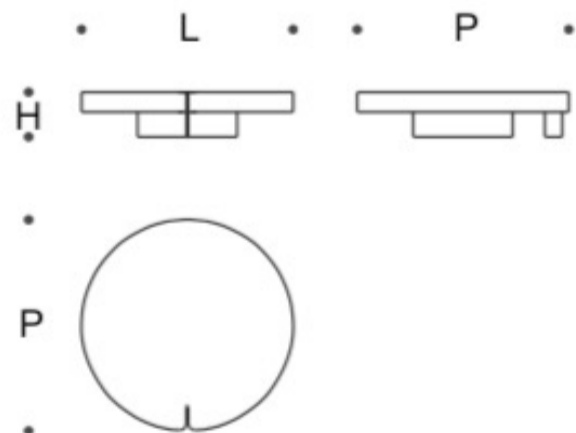


kg: 14

m³: 0,2

Tavolino top spesso - tondo 85 / Low table thick top - round 85

L = 85 cm
P = 85 cm
H = 18 cm



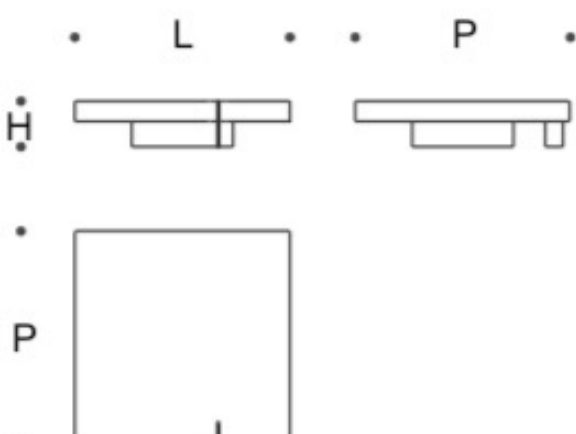
kg: 14

m³: 0,2

Descrizione / Description

Tavolino top spesso - quadrato 85x85 / Low table thick top - square

L = 85 cm
P = 85 cm
H = 18 cm



kg: 14

m³: 0,2